


































New Homes for Sale

Prices are subject to change without notice.
Homes located within Clubhouse proximity will attract a premium






















Yarra Range (1 or 2 Bedroom)

Home design	Block size	Features										Current Price	Price Rise (From 1 August)
Allan	Specific		1		2		1		-		1	\$362,922	\$362,922
Allan Corner	Specific		1		2		1		-		1	\$379,046	\$379,046
Sturt	Standard		2		2		1		-		1	\$411,000	\$427,000
Alwin	Standard		2		2		1		1		1	\$415,000	\$432,000

Grange Range (2 Bedroom)

Home design	Block size	Features										Current Price	Price Rise (From 1 August)
River	Large		2		2		1		-		1	\$451,500	\$469,500
Forbes	Large		2		2		1		-		1	\$454,500	\$472,500
Brooke	Large		2		2		1		-		2	\$524,000	\$545,000
Harper	Large		2		2		1		-		1	\$457,000	\$475,000

Heritage Range (2 Bedroom + Study)

Home design	Block size	Features										Current Price	Price Rise (From 1 August)
Arnold	Large or Extra Large		2		2		1		1		1	\$509,000	\$529,000
Stanley	Large or Extra Large		2		2		1		1		1	\$509,000	\$529,000
Ralph	Large or Extra Large		2		2		1		1		1	\$509,000	\$529,000
Eden	Extra Large		2		2		1		1		2	\$524,000	\$545,000
Patterson	Large or Extra Large		2		2		1		1		1	\$524,000	\$545,000
Bowman	Large or Extra Large		2		2		1		1		1	\$527,000	\$548,000

Secure your new home today with a fully refundable \$500 holding deposit to beat the 1 August 2021 price rise!



No progress payments before settlement



No council rates



No stamp duty
















Lifestyle
DEANSIDE

New Homes for Sale

Prices are subject to change without notice.

Homes located within Clubhouse proximity will attract a premium
















Premium Range (3 Bedroom)

Home design	Block size	Features										Priced from	Price Rise (From 1 August)
Elliott	Extra Large	 3	 2	 2	 -	 1	\$565,000	\$587,000					
Parker	Extra Large	 3	 2	 2	 -	 1	\$565,000	\$587,000					
Kennedy II	Extra Large	 3	 2	 2	 -	 1	\$565,000	\$587,000					

Corner Range (2 Bedroom + Study or 3 Bedroom)

Home design	Block size	Features										Priced from	Price Rise (From 1 August)
Bowman Corner	Large Corner or Extra Large Corner	 2	 2	 1	 1	 1	\$545,000	\$567,000					
Chandler Corner	Large Corner or Extra Large Corner	 2	 2	 1	 1	 1	\$548,000	\$569,000					
Patterson Corner	Large Corner or Extra Large Corner	 2	 2	 1	 1	 1	\$551,000	\$573,000					
Elliott Corner	Extra Large Corner	 3	 2	 2	 -	 1	\$587,000	\$609,000					
Parker Corner	Extra Large Corner	 3	 2	 2	 -	 1	\$587,000	\$609,000					
Kennedy II Corner	Extra Large Corner	 3	 2	 2	 -	 1	\$587,000	\$609,000					

Parkland Facing Lot Designs (2 Bedroom + Study)

Home design	Block size	Features										Priced from	Price Rise (From 1 August)
Lloyd	Large or Extra Large	 2	 2	 1	 1	 2	\$542,000	\$563,000					
Thomas	Large or Extra Large	 2	 2	 1	 1	 2	\$542,000	\$563,000					
Lloyd Corner	Extra Large Corner	 2	 2	 1	 1	 2	\$563,000	\$585,000					

Secure your new home today with a fully refundable \$500 holding deposit to beat the 1 August 2021 price rise!



No progress payments before settlement



No council rates



No stamp duty

Lifestyle
DEANSIDE