









































# New Homes for Sale

Prices correct as at 16 Oct 2020.  
Subject to change without notice.

Homes located within Clubhouse  
proximity will attract a premium

Yarra Range (1 or 2 Bedroom)											
Home design	Block size	Features									Priced from
Allan	Specific	 1	 2	 1	 -	 1					\$345,640
Allan Corner	Specific	 1	 2	 1	 -	 1					\$360,997
Sturt	Standard	 2	 2	 1	 -	 1					\$392,000
Alwin	Standard	 2	 2	 1	 1	 1					\$396,000

Grange Range (2 Bedroom)											
Home design	Block size	Features									Priced from
River	Large	 2	 2	 1	 -	 1					\$430,000
Forbes	Large	 2	 2	 1	 -	 1					\$433,000
Harper	Large	 2	 2	 1	 -	 1					\$435,000
Brooke	Large	 2	 2	 1	 -	 2					\$499,000

Heritage Range (2 Bedroom + Study)											
Home design	Block size	Features									Priced from
Arnold	Large or Extra Large	 2	 2	 1	 1	 1					\$485,000
Stanley	Large or Extra Large	 2	 2	 1	 1	 1					\$485,000
Ralph	Large or Extra Large	 2	 2	 1	 1	 1					\$485,000
Eden	Extra Large	 2	 2	 1	 1	 2					\$499,000
Patterson	Large or Extra Large	 2	 2	 1	 1	 1					\$499,000
Bowman	Large or Extra Large	 2	 2	 1	 1	 1					\$502,000

Secure your new home today with a fully refundable \$500 holding deposit  
to beat the 1st of April 2021 price rise!

✓ No progress payments  
before settlement

✓ No council rates















✓ No stamp duty































**Lifestyle**  
PLUMPTON
















# New Homes for Sale

Prices correct as at 16 Oct 2020.  
Subject to change without notice.

Homes located within Clubhouse  
proximity will attract a premium

Premium Range (3 Bedroom)												
Home design	Block size	Features										Priced from
Elliott	Extra Large	 3	 2	 2	 -	 1						\$539,000
Parker	Extra Large	 3	 2	 2	 -	 1						\$539,000
Kennedy II	Extra Large	 3	 2	 2	 -	 1						\$539,000

Corner Range (2 Bedroom + Study or 3 Bedroom)												
Home design	Block size	Features										Priced from
Chandler Corner	Large Corner or Extra Large Corner	 2	 2	 1	 1	 1						\$525,000
Patterson Corner	Large Corner or Extra Large Corner	 2	 2	 1	 1	 1						\$519,000
Bowman Corner	Large Corner or Extra Large Corner	 2	 2	 1	 1	 1						\$522,000
Elliott Corner	Extra Large Corner	 3	 2	 2	 -	 1						\$559,000
Parker Corner	Extra Large Corner	 3	 2	 2	 -	 1						\$559,000
Kennedy II Corner	Extra Large Corner	 3	 2	 2	 -	 1						\$559,000

Parkland Facing Lot Designs (2 Bedroom + Study)												
Home design	Block size	Features										Priced from
Lloyd	Large or Extra Large	 2	 2	 1	 1	 2						\$517,000
Thomas	Large or Extra Large	 2	 2	 1	 1	 2						\$517,000
Lloyd Corner	Extra Large Corner	 2	 2	 1	 1	 2						\$537,000

Secure your new home today with a fully refundable \$500 holding deposit  
to beat the 1st of April 2021 price rise!

✓ No progress payments  
before settlement

✓ No council rates

✓ No stamp duty

**Lifestyle**  
PLUMPTON